

Texting Instruction

Bulletin Insert

You can now make a contribution to St. Paul Hmong Alliance Church with a quick text message!

Simply send a text to **651-213-9012** with the amount you would like to contribute. Make sure to include the dollar sign before the amount. Example: \$25. Within a few minutes, you'll be sent a text with a link to register. Click on the link and enter your cardholder name and credit or debit card information. Once your registration is complete, you will receive a text verification and a receipt via email. For future giving, simply send a text with the amount you wish to give, and it will process automatically!

Vanco Keywords

Note that keywords are not case sensitive

Assist or #Assist- Sends instructions to the donor via text.

- Response: To donate via text, send the dollar amount you wish to give, including a dollar sign. For example: \$10. Text #edit to update your profile or #halt to permanently disable text giving.

Edit or #Edit- Allows donors to edit their name, payment method, address and email. Once the edit keyword is sent, they will receive link.

- Response: To manage your profile, go to (link)

Halt or #Halt- Allows donors to permanently disable Give by Text. At this time, they cannot re-enroll once they've opted out.

- Response: Text to give to (Church Name) for this phone has been permanently disabled

Refund or #Refund- Donors can send this message to refund or cancel a donation they've submitted and we will direct them to call the church.

- Response: To request a refund of your donation, please call (Church Name) at (Church Phone #)

Funds or #Funds- Donors can send this message to receive a list of the Church's Give by Text Funds.

Confirmations and Responses

Registration Link- Sent via text the first time a donation is made

- Thank you! Please visit (link) to register.

Donation Confirm- Sent via text each time a donation is made

- Thank you for your \$(amount) donation. Text #refund to cancel this donation, #edit to update your profile, #halt to permanently disable text giving

Error Messages

Unable to Recognize Amount

- We could not determine the amount you wish to give. Please ensure you're using \$xx or \$xx.xx as the format. For example: \$10.00. Text #assist for help.

Failed Transaction

- Your \$(amount) donation to (Church Name) has failed. Please contact your card issuer for assistance.

Registration Link Expired

- This registration link has expired, please send the dollar amount you wish to give, including a dollar sign to start over.

Unrecognizable Message

- We're sorry, we didn't understand your request. Text #assist if you need help.

Misc. Errors

- I'm sorry, we are unable to process your donation. Please call (Church Name) at (Church Phone #) for assistance.

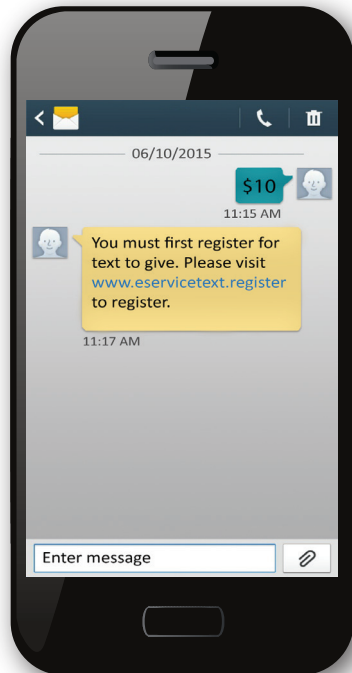
Registration Link Issue

- I'm sorry, we were unable to process your request. Please send the dollar amount you wish to give, including a dollar sign to try again.

Give by Text Quick Guide

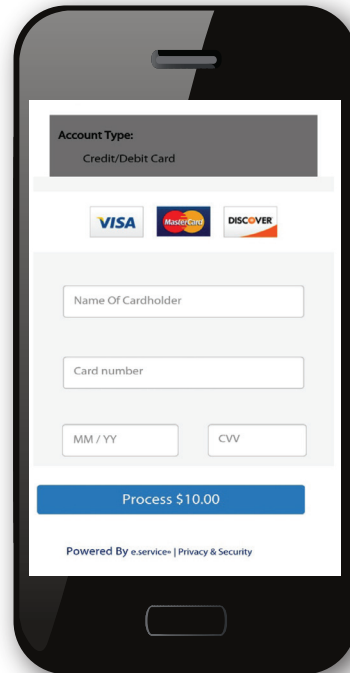
Give by Text # for

1) Get Started



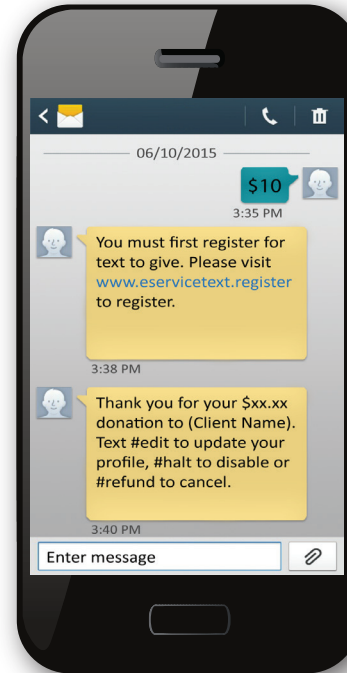
Enter your 10-digit Give by Text number and the amount you wish to donate. Make sure to use the dollar sign before the amount.

2) Register



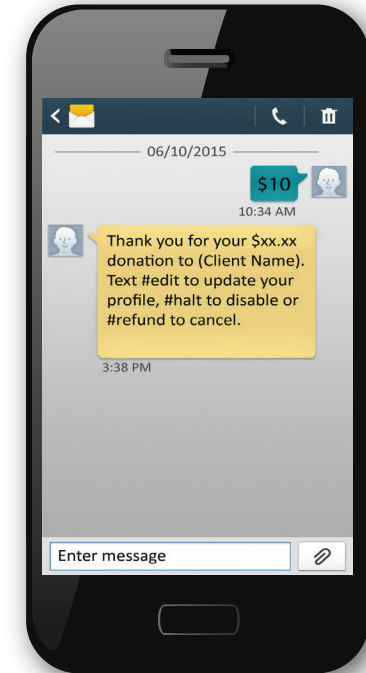
You will receive a registration link. Click the link and enter your contact and payment information. Click "Process."

3) Give



After registration is complete, you will receive a verification by text as well as a receipt via email.

4) Repeat



For future giving, simply send a text with the amount you wish to give and it will process automatically.